

LIFELIGHT PRO RECESSED EMERGENCY







Premium LED Emergency Light

The Lifelight Pro is an energy efficient, lithium powered LED emergency light in a small and sleek architectural design. The D80 classification of the Lifelight Pro provides an amazing 60% increase in emergency lighting coverage compared to many existing emergency lights on the market.

Suitable in a variety of applications the Lifelight Pro will provide outstanding performance and will reduce installation and maintenance costs.

Applications

- | | | | |
|--|------------------|---|----------------|
|  | Office Buildings |  | Showrooms |
|  | Galleries |  | Retail outlets |
|  | Apartments |  | Theatres |

LP LITHIUM IRON
PHOSPHATE
PREMIUM
PREMIUM PROJECT PERFORMANCE

L10 LITHIUM
NANOPHOSPHATE®
OPTIMUM
NOTHING ELSE COMPETES WITH NANOPHOSPHATE®

Features and Benefits

- AS/NZS 2293.3 compliant
- D80 emergency classification
- 95mm adaptor plate for retrofitting
- Low 0.4W power consumption
- Spring clips for easy installation
- Lithium Iron Phosphate or Nanophosphate® battery
- Clevertest Plus System compatible
- White or black (other colours on request)
- Round or square head



LIFELIGHT PRO RECESSED EMERGENCY

ORDERING INFORMATION		①	LP	②	①	L10	②
TEST OPTIONS / PART #	Standard - White		CLIFE-PRO	CLIFE-PRO-SQ		LLIFE-PRO	LLIFE-PRO-SQ
	Standard - Black		CLIFE-PRO-BLK	CLIFE-PRO-SQ-BLK		LLIFE-PRO-BLK	LLIFE-PRO-SQ-BLK
	Clevertest Plus System Compatible		Yes				
	DALI		CLIFE-PRO-DALI	CLIFE-PRO-SQ-DALI		LLIFE-PRO-DALI	LLIFE-PRO-SQ-DALI
	Zoneworks® XT Hive		CLIFE-PRO-HV	CLIFE-PRO-SQ-HV		LLIFE-PRO-HV	LLIFE-PRO-SQ-HV
Carton Quantity		10 Pieces					
Weight - Single (Carton)		0.8kg (9.7kg)					
Dimensions (L x W x H) - Control Pack		232mm x 40mm x 40mm					
Dimensions - Head Diameter		60mm					
Dimensions - Adaptor Plate		95mm		-		95mm	-
Ceiling Hole Cut-Out		51mm					
Minimum Ceiling Depth		200mm					

POWER, LAMPS AND BATTERY	LP	L10
Power Consumption (Standby / Max)	0.4W / 2.7W	
Lamp(s)	2 x LED	
Battery	Lithium Iron Phosphate	Lithium Nanophosphate®
Voltage (V) /Capacity (mAh)	3.2V / 6400mAh	3.3V / 5000mAh
Charging Method	Intelligent Current Limited Constant Voltage	

TECHNICAL SPECIFICATIONS	CLASSIFICATION	
	LP	L10
Operating Mode	Non-Maintained	
Voltage (V) Frequency (Hz)	220-240V (50Hz)	
Operating Temperature	1°C to 40°C	
IP Rating (IP)	IP20	
	C0	D80
	C90	D80

SPACING TABLE AND MOUNTING HEIGHTS – AS/NZS 2293.1:2018 (MINIMUM LIGHT LEVEL OF 0.2 LUX)														
Classification	2.1m	2.4m	2.7m	3.0m	3.3m	3.6m	4.0m	4.5m	5.0m	6.0m	7.0m	8.0m	9.0m	10.0m
D80	11.5	13.2	14.8	16.5	18.1	19.8	22.0	24.7	27.5	28.9	30.0	30.9	31.5	32.1

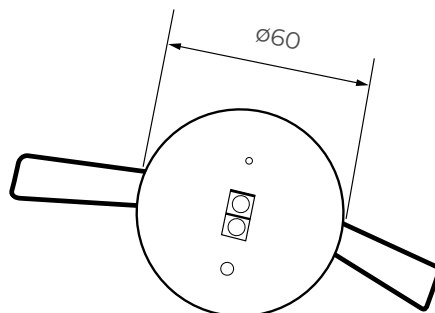
■ Care should be taken when spacing luminaires at the distances indicated by the shaded regions to ensure conformance to AS/NZS2293.1, Clause 4.3 is maintained. A single emergency luminaire shall not serve an area of greater than 500 m².

For 1 lux and AS/NZS 2293.1:2005 spacing tables please visit:
<https://clevertronics.com.au/spacing-tables/>

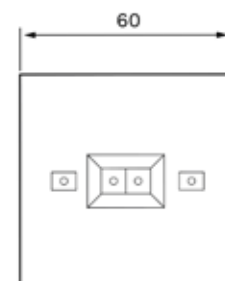
*Warranty information located at:
<https://clevertronics.com.au/warranty-statement/>

Product Configuration:

- ① Round head
- ② Square head



Dimensions (mm)



Ceiling hole cut-out = 51mm

clevertronics.co.nz
clevertronics.com.au

1 Caribbean Drive, Scoresby VIC 3179
 P +61 3 9559 2700 F +61 3 9559 2799 E info@clevertronics.com.au

Clevertronics is committed to continuously improving its products. All features and specifications are subject to change without prior notice.
 _PRODUCT SHEETS – ANZ Lifelight Pro Recessed 04OCT22

